

**Notice of a public meeting of
Corporate Parenting Board**

To: Councillors K Myers (Chair), Cuthbertson (Vice-Chair),
Brooks, Crawshaw, Funnell, Rawlings and Runciman

Date: Wednesday, 20 March 2019

Time: 5.00pm

Venue: The Auden Room - Ground Floor, West Offices (G047)

A G E N D A

1. Declarations of Interest

At this point, Members are asked to declare:

- any personal interests not included on the Register of Interests,
- any prejudicial interests or
- any disclosable pecuniary interests

which they may have in respect of business on this agenda.

2. Minutes (Pages 1 - 6)

To approve and sign the minutes of the meeting held on 5 February 2019.

3. Public Participation

At this point in the meeting members of the public who have registered to speak regarding an item on the agenda or an issue within the Board's remit can do so. The deadline for registering is 5pm the working day before the meeting, in this case **5:00pm** on **Tuesday 19 March 2019**.

Filming or Recording Meetings

Residents are welcome to photograph, film or record Councillors and Officers at all meetings open to the press and public. This includes the use of social media reporting, i.e. tweeting. Anyone wishing to film, record or take photos at any public meeting should contact the Democracy Officers (whose contact details are at the foot of this agenda) in advance of the meeting.

The Council's protocol on Webcasting, Filming & Recording of Meetings ensures that these practices are carried out in a manner both respectful to the conduct of the meeting and all those present. It can be viewed at http://www.york.gov.uk/download/downloads/id/11406/protocol_for_webcasting_filming_and_recording_of_council_meetings_20160809.pdf

- 4. Independent Reviewing Service** (Pages 7 - 28)
This report provides a summary of the key issues identified in the 2017-18 Independent Reviewing Officer (IRO) Annual Report.
- 5. Meeting the needs of Looked after Children** (Pages 29 - 38)
The Virtual School is required to deliver an annual report to the Corporate Parenting Board. This report highlights the educational outcomes of children and young people in care and contains a summary of the current position.
- 6. Assessing Permanent Carers- Fostering Recruitment and Enquiries** (Pages 39 - 48)
This paper provides Corporate Parenting Board with an overview of Mainstream Fostering Enquiries and Assessments during 2018.
- 7. Member Induction**
The Board will receive a verbal update from the Corporate Director of Children, Education and Communities.
- 8. Work Plan** (Pages 49 - 52)
To consider the Board's work plan for the 2019-20 municipal year and to receive any updates Members may wish to give on their agreed areas of interest relating to the work of the Board.

9. Urgent Business

Any other business which the Chair considers urgent under the Local Government Act 1972.

Board Members Agreed Areas of Interest

- Show Me That I Matter - Councillor Rawlings
- Housing and Pathway Team - Councillor Stuart Barnes
- Education/Schools - Councillor Brooks
- Virtual Head and School for Children in Care – Councillor Brooks
- Health - Councillor Runciman
- Placement Team, Fostering Service and Short Breaks – Councillor Cuthbertson
- Connexions / Education, Training & Employment - Councillor Funnell

Democracy Officers

Catherine Clarke and Louise Cook (job share)

Contact details:

- Telephone – (01904) 551031
- Email catherine.clarke@york.gov.uk and louise.cook@york.gov.uk

(If contacting by email, please send to both Democracy Officers named above).

For more information about any of the following please contact the Democratic Services Officers responsible for servicing this meeting:

- Registering to speak
- Business of the meeting
- Any special arrangements
- Copies of reports and
- For receiving reports in other formats

Contact details are set out above.

This information can be provided in your own language.

我們也用您們的語言提供這個信息 (Cantonese)

এই তথ্য আপনার নিজের ভাষায় দেয়া যেতে পারে। (Bengali)

Ta informacja może być dostarczona w twoim (Polish)
własnym języku.

Bu bilgiyi kendi dilinizde almanız mümkündür. (Turkish)

یہ معلومات آپ کی اپنی زبان (بولی) میں بھی مہیا کی جاسکتی ہیں۔ (Urdu)

 **(01904) 551550**

City of York Council

Committee Minutes

Meeting	Corporate Parenting Board
Date	5 February 2019
Present	Councillors K Myers (Chair), Cuthbertson (Vice-Chair), Brooks, Crawshaw and Runciman
Apologies	Councillors Funnell and Rawlings

23. Declarations of Interest

At this point in the meeting Members were invited to declare any personal or prejudicial interests they might have in relation to the business on the agenda or any other general interests they might have within the remit of the Board. None were declared.

24. Minutes

Resolved: That the minutes of the last meeting of the Corporate Parenting Board held on 22 November 2019 be approved and then signed by the Chair as a correct record.

25. Public Participation

It was reported that there had been no registrations to speak under the council's Public Participation scheme.

26. Verbal Update on the Independent Reviewing Officer Service

Members received a verbal update from the Director of Children, Education and Communities that focussed on the work of the Independent Reviewing Officer Service.

Members were informed that officers would provide a detailed overview report at the next meeting and the annual report would be reported at the September meeting.

Resolved: That the update be noted.

Reason: To keep the Board updated.

27. Placement Review Report

The Board considered a report that updated them on the Placement Review.

The Group Manager for Achieving Permanence gave an update and confirmed the aim of the Placement Review was to develop placement options that better met the current and future need, offered value for money and improved outcomes for children in care.

Members noted that the review would focus on foster care including training, support and remuneration and residential provision including other sufficiency options.

Officers confirmed that a number of different consultation approaches had been undertaken to ensure a diverse range of feedback was obtained, including responses from Foster Carers and York's Children in Care Council, Show Me That I Matter. Officers were now responding to the feedback received and would be liaising with other local authorities, reviewing the payment and support package and considering various marketing campaigns, including the use of social media, to attract and recruit a varied cohort of foster carers.

Members noted that placement sufficiency was at a critical stage in York and that the diversity and complexity of placement requirements was changing. Officers answered Members questions regarding placement requirements and foster carer recruitment, including the training and support offered to ensure retention, and confirmed:

- The connected carers offer would be strengthened to support permanence for the older cohort of children.
- York's Foster Carers fees and allowances were extremely competitive.
- The training packages available would provide carers with continued professional development opportunities that would support the different foster carer levels.

Members noted officer's response to resolving its placement sufficiency challenges and the Chair thanked them for their update.

Resolved: That the report be noted.

Reason: To keep the Board updated.

28. Assessing Permanent Carers Team

The Board considered a report that provided an update on the work of the Assessing Permanent Carers Team and how their work supported strategies to maintain Good Safe Placements.

Officers gave an update and confirmed that the Assessing Permanent Carers Team was responsible for recruiting and assessing mainstream and connected carers. Officers stated that the retention and recruitment of foster carers was difficult and they discussed the two approaches used in York.

Members noted the progress achieved using York's internal approach, which included advertising on BBC Radio York, social media and at local job fairs. Officers highlighted their future recruitment proposals and Members felt the Fostering Friendly Employers campaign was an excellent initiative that would also promote economic growth.

Officers answered Members questions and confirmed:

- They do engage with the Family Conference Service to consider the best options available for a child from an early stage.
- All foster carer enquiries were recorded and the effectiveness of York's marketing campaigns were monitored. Officers agreed to email this data to Members.¹

The future recruitment strategies and incentives for foster carers were discussed and the Board thanked officers for their update.

Resolved: That the report be noted.

Reason: To keep the Board updated.

Action Required

<1> Email Members the Foster Carer enquiry conversion rates

<1> JL

29. Placement Finding Commissioning and Support Team Report

Members considered a report that provided an update on the developments and work of the Placement Finding Commissioning and Support Team, supporting strategies to maintain Good Safe Placements.

Officers gave an update and confirmed that the Placement Finding Commissioning and Support Team had responsibility for supporting and training approved foster carers, matching placements and for commissioning placements.

Members noted that a Placement Officer had been in post since October 2018 which had provided consistency and enabled an increased reliability of service in the support of foster carers.

Officers highlighted the support and training packages available to foster carers and connected carers, including the new placement stability training to help achieve permanence for York's children and young people in care.

Members thanked officers for their update.

Resolved: That the report be noted.

Reason: To keep the Board updated.

30. Scorecard

The Board considered a report that updated them on the scorecard, which contained relevant indicators that illustrated practice across Children's Services in relation to children in care, over the year 18/19 and preceding years.

Officers gave an update and confirmed the scorecard was part of the Quality Assurance data management framework that enabled workers, managers and Members to track practice.

Officers highlighted the scores around Assessment Timeliness, Adoption Timeliness, Education, Training and Employment for Care Leavers, Placement Stability, Initial Health Assessment's and dental checks.

The Board thanked officers for their update.

Resolved: That the report be noted.

Reason: To keep the Board updated.

31. Work Plan

Members considered the work plan for the remainder of the 2018/19 municipal year.

Following discussions, Members agreed that a suitable training package was required for any new Board Member and that following the Local Elections in May all Councillors should receive guidance on their Corporate Parenting role.

It was agreed that the work plan be updated to consider, at the next meeting:

- The Corporate Parenting Board remit, Terms of Reference and the 2019/20 work plan.
- Foster Carer conversion rates.
- Training packages for Councillors.
- Independent Reviewing Officer overview report.

Resolved: That subject to the above additions, the work plan be approved.

Reason: To keep the Board's work plan updated.

Cllr K Myers, Chair

[The meeting started at 5.00pm and finished at 6.20pm].

This page is intentionally left blank



Corporate Parenting Board**20 March 2019****Independent Reviewing Service****Summary of the Key issues identified in 2017-18 IRO Annual Report**

1. Independent Reviewing Officers (IROs) have a statutory responsibility to report to senior managers and the Corporate Parenting Board regarding the performance of the local authority with regards their statutory requirements as corporate parent to the Children and Young People in Care (CYPIC) of the local authority.
2. IROs in York have a unique role in that in addition to overseeing the care planning and reviews for Children and Young People in Care, they also chair Children in Need reviews and Child Protection Conferences , so benefit from a holistic oversight of interventions before and after most care episodes. This means IROs in York are particularly well placed to identify examples of best practice, areas for development and to assist with helping to ensure that care episodes are avoided, or ended as soon as possible, wherever this is agreed to be appropriate.
3. The overall number and profile of Children and Young People in Care in York has remained fairly static over the last 5 years, (198 on 31 March 2018) in contrast with upward National / Regional trends. This is attributed to the impact of improved early help offer delivered via the Local Area Teams and Immediate Response Team and early promotion of Family Group Conference. *(The trend remains fairly static with just a slight rise to 207 CYPIC by 31 Dec 2018)*
4. A higher percentage of CYPIC are subject to statutory court order than in previous years (86% on 31 March 2018) evidencing that care is being effectively avoided for all but the most vulnerable children, for whom there was clear evidence of abuse or neglect. *(This has slightly risen again such that 89% CYPIC were subject to court order on 31 Dec 2018)*

5. Whilst the overall number of children in care has remained relatively constant, the number of children subject to protection plans in York and the complexity and vulnerability of children receiving preventative supports coordinated through Child in Need plans has increased requiring more frequent oversight and review, which has impacted on social work and IRO work loads.
6. In 2017-18 IROs continued to highlight issues in some cases regarding overdue visits and late completion of statutory assessments, plans and reports. A new quality alert and revised resolution process have been implemented to improve the tracking, escalation and quick resolution of any such issues. It is too soon yet to say what impact this has had on practice, but IROs continue to raise very few issues for formal resolution as generally senior managers are already proactively aware of and addressing any significant practice or resource issues that are identified.
7. IRO's have a duty to ensure that any care planning decisions are based on a current and robust assessment of the child's needs and that the child's wishes and feelings are properly heard and considered. The number of children and young people being directly consulted by IROs (34% in 2017-18) and directly participating in their review meeting (33% in 2017-18) remain key areas for improvement. The IRO team has been involved in developing a range of participation tools to help promote and facilitate improved participation, but opportunity to significantly raise participation levels and progress other service development initiatives has been affected by competing workload demands.
8. IROs continue to report that children in care generally have the right plan, placement, legal status and a good quality of corporate parenting.

In 2017-18 IROs reported that in the IRO's opinion

- 98% CYPIC were subject to appropriate legal status
 - 98% were in placements that met their assessed needs
 - 83% quality of care plan was good or outstanding
 - 83% quality of corporate parenting was good or outstanding
- Performance to date in 2018-19 shows a further improvement to 99%, 99%, 89% and 90% on 31 Dec 2018 respectively.*

9. Changes of care placements arise for a number of reasons, but generally need to be avoided as all children benefit from stability. In 2017-18 there

was an increase in the number of placement disruptions, with 12% CYPIC experiencing 3 or more changes of placement, and a reduction to 59% of the children who had been in care for over 2 ½ years being in the same placement for at least 2 years. The need to reduce the number of short term placements and unplanned moves remains a key area for development that is being addressed by the Placement Service Review (*performance was 12% and 58% respectively on 31 Dec 2018*)

10. There was a slight reduction in the number of CYC fostering households during 2017-18 and a rise in the use of none CYC carers /residential provision with 41% CYPIC being placed outside of the city boundary. The need to increase the number and availability of local care placements is being addressed by the ongoing Placements Service Review.
11. IROs in York continue to be ambitious about the need to improve the level and impact of children's direct participation in their care planning and are promoting use of increased range of materials to assist with this, IROs are also currently piloting use of an integrated care planning / assessment report to help improve the quality of planning and piloting the use of new Quality Alert Monitors and revised Resolution Process to better track and evidence resolution of any practice issues that are raised.

Recommendations

12. The report is for information only.
13. It is recommended that the Corporate Parenting Board consider the following:
 - Note the areas of positive performance referred to within the Annual Report and identified areas for improvement;
 - Note and support the Unit's commitment to better deliver its statutory responsibilities to children and young people in care and their parents or carers, in particular increased consultation, participation and challenge;
 - Use the annual reporting requirement of the Unit to inform the ongoing work of the Corporate Parenting Board in raising outcomes for the children and young people in the care of the City of York Council. 2018-19 report will be available from July 2019

Reason: To keep the Board updated on the IRO Service

Council Plan

14. The work of the IRO service is in line with the Council Plan as follows:

- a prosperous city for all – striving to ensure that children in care have the best opportunities for future prosperity as citizens
- a focus on frontline services – ensuring that children in care have access to good services, provision and support
- a council that listens to residents – engaging with the voice of children in care.

Implications

15. The implications are:

- **Financial** - none
- **Human Resources (HR)** - none
- **Equalities** - none
- **Legal** - none
- **Crime and Disorder** - none
- **Information Technology (IT)** - none
- **Property** - none
- **Risk Management** – none

Contact Details

Author: Sarah Olorenshaw
sarah.Olorenshaw@york.gov.uk
Tel: 01904 554223

Chief Officer Responsible for the report:
Amanda Hatton

Director of Children Education and Communities

Report Approved



Date 07.03.19

Wards Affected:

All



For further information please contact the author of the report

Annexes

Annex A – IRO Annual Report 2017-18

Abbreviations

CYPIC - Children and Young People in Care

CYC – City of York Council

IRO – Independent Reviewing Officer

This page is intentionally left blank



Independent Reviewing Officer (IRO) Annual Report 2017 / 18

Executive Summary

This report is prepared in accordance with Statutory Requirements to inform the Corporate Parenting Board and Senior Leaders about the council's performance in respect of the children in the care of the local authority.

In York the number and profile of the care population has remained broadly similar over the last 5 years, however a higher percentage of children in care are now looked after subject to statutory order rather than voluntary agreement, with very few coming into care without first receiving some form of coordinated intervention from Children Social Care, indicating effective early intervention is helping to prevent all but the most vulnerable coming into care.

There has been an increase in the number of placement disruptions, with more children experiencing over 3 changes of placement, fewer remaining in the same placement over 2.5 years and a higher number of children needing to be placed with out of area, independent fostering and residential placements. Increased workload demands have arisen as a consequence of social workers in the safeguarding teams dealing with a higher number of court proceedings and social workers in the permanence teams responding to placement disruptions and more distanced placements. There has been a consequential impact on social work availability, that has contributed to some children experiencing intervention by duty workers and or multiple changes of social worker.

Despite these pressures IROs report that children generally continue to be in the right placement, with the right care plan and the right legal status and IRO's report that the standard of corporate parenting continues to be good or outstanding for 83% children. IRO's report that children are generally receiving the health, educational and emotional wellbeing support that they require and that family contacts generally continue to be well promoted, however there has been an adverse impact in the timeliness with which some care plans, placement plans, health plans, education plans and assessments / social work reports for reviews have been completed.

IROs are working with social work teams and children in care to address these concerns. Despite the pressures there has been an improvement in the timeliness of child care review meetings and distribution of review records and there is now more consistent identification and reporting of these practice issues. Further improvements need to be made regarding the extent to which young people are directly participating in their reviews and care planning decisions and the embedding of mid way reviews by IROs to effectively track and oversee implementation of care planning decisions and expedient resolution of issues raised.

It is recommended that priorities in the coming year should aim to

1. Raise placement stability by increasing sufficiency of local placement provision and reduce use of out of area and independent care provision.
2. Build in social work sufficiency to reduce reliance on agency workers.
3. Embed effective and expedient Quality Assurance reporting and feedback processes to quickly identify, track and address any service shortfalls and make individual workers and teams more aware and accountable for their own key performance indicators.
4. Increase the numbers of Children and Young people actively participating in their reviews and care planning.

1. Introduction

1.1 This report is produced in accordance with statutory requirements of the Care Planning Regulations, for the IRO Manager to produce an annual report for the scrutiny of the Corporate Parenting Board to inform senior leaders of performance in respect of the local authority's function as corporate parent for children in the care of the local authority. The report provides information about current performance, emerging trends and key service priorities identified for development for the coming year.

1.2 The IRO's primary task is to ensure that the individual care plans for any children in the care of the local authority fully reflect the child's assessed needs, that the actions in the plan are consistent with the local authority's legal responsibilities to the child and that any drift or delay in implementing the plan is robustly addressed.


1.3 IRO's core responsibilities are to;

- monitor the activity of the local authority as a corporate parent and alert senior manager's to any issues of concern / report on good practice
- ensure that children's care plans are based on a current and informed assessment, and provide an effective response to the child's individual needs;
- identify and address any gaps in the assessment process or provision of service;
- provide a safeguard to prevent 'drift' in care planning and the delivery of services;
- ensure that the child's voice, wishes and feelings are reflected in the plan and that the child fully understands the implications of any changes to their care plan
- ensure that the child understands how an advocate could assist them and their entitlement to one

1.3 In accordance with the wishes of York's Children in Care Council, (the Show Me That I Matter Panel), Looked After Children in York are referred to in this report as Children and Young People in Care (CYPIC).

2. Profile of the IRO Service

2.1 In accordance with statutory requirements, this report focuses on the work undertaken by the unit in relation to children in care. This constitutes approximately a third of the IROs overall workload in York , as since September 2016, IROs working for CYC uniquely also oversee planning and review of children subject to Child Protection (CP) Plans, Children in Need (CIN) plans, Foster Carer's (FC) annual reviews and Quality Assurance of residential provision. This extended IRO remit facilitates consistency in planning, review and application of threshold criteria across Children Social Care, and broadens IRO's oversight of any individual child's care journey to include pre and post care interventions. Children are likely to experience several changes of social worker as they move through the social work service areas, but they should now retain the same IRO throughout.



2.2 The Independent Reviewing Service is sited within the Quality Assurance Group in Children's Social Care, based at West Offices alongside the CSC management team, social work teams and Children's Rights and Advocacy Service.

2.3 The IRO service consists of:

- 1 FTE Service Manager who reports to the Quality Assurance Group Manager – independent of CSC service delivery
- 6 FTE IROs undertaking the CYPIC, CIN and CP reviews, (made up of 5 full time workers and 2 part time workers)
- 1 FTE IRO (Placements) undertaking the foster carer's annual reviews, inspection of CYC's registered provision (The Glen) and quality assurance of externally commissioned residential care provision (two part time workers job share this post)

2.4 Within the Independent Reviewing Service there are 10 individuals in total covering the 8 FTE posts, all of whom are employed on permanent contracts. The longest serving member of the unit joined the council in 1992 (before CYC became a unitary authority) and has worked in the IRO service since 2004. The most recently appointed IRO, joined the team in January 2018. Four members of the Service worked as Reviewing Officers in York prior to the major restructuring of the unit in September 2016, and the other 6 were recruited to their current posts following this restructure. Most children have had the same IRO for at least a year, with a significant number retaining the same IRO for over 3 years. Maintaining this consistent relationship is recognised as very important by children, carers and IROs alike.

2.5 Of the 10 workers within the IRO Service Unit 8 are female and two are males. 9 of the Service members are White British and one is White/ Swedish.

2.6 All IROs have at least 5 years post-qualifying experience as a social worker and are registered with the Health and Care Professionals Council. 5 members of the unit have previously held manager roles in social work services, including looked after children and leaving care services, safeguarding, quality assurance, fostering and residential services. The other IROs have extensive experience working in referral and assessment, adoption, children in need and fostering services.

2.7 IROs and their manager access a diverse range of training appropriate to their development needs and the specific areas of knowledge required by the needs of the young people on their caseloads. Training undertaken within the last 12 months has included induction training for IROs delivered by NAIRO/team mentors, Making Research Count workshops in relation to promoting optimal outcomes for children in care, impact of neglect and safeguarding practice, workshops on reflective practice, analytical report writing, Early Permanence Placements, therapeutic interventions, Integrated Assessment Framework and use of evidenced based tools; briefings from CYC's legal services about key changes to legislation / case law and attendance at the Family Justice Board Annual Conference. IROs and their manager also participate in the regional IRO practitioner's group and the regional IRO manager's group and guests at the IRO team meeting have included the Assistant Director Children's Services, and Managers of the Pathway team, Adoption Team, Safeguarding teams, Permanent Placement Team, CIN teams, Children's Rights Officer, Family Conference Coordinator, CSE coordinator and the Head teacher Virtual School for CYPIC.

2.8 All members of the team have monthly supervision and contribute to monthly team meeting and peer audits. Learning arising from these audits is reviewed in individual supervision and the collective data arising from the audits is shared and discussed with the team as part of monthly team meetings. The team also have thematic case discussions and cascade learning from any training attended in a monthly peer supervision session.

2.9 The Independent Reviewing Service has contributed to practice improvement activity across children's services in a number of ways including delivery of multi agency child protection training delivered on

behalf of CYSCB, induction sessions for students and newly appointed social workers, participation in the Speak Up task group, training for Designated Teachers re care planning, training for CSC staff re report writing, early adoption of the Integrated Assessment Framework; active promotion of Family Group Conference, Advocacy Service and use of graded care profile and practice educator role for a social work student.

2.10 The IRO perspective is represented by the manager in a number of forums including CYSCB Partnership, Practice, Scrutiny and Review Group, Legal Gateway Meeting and Permanence Panel and guest attendance at York Association of Foster Carer's support group. The IRO manager has also provided interim line management cover for the Local Authority Designated Officer (LADO) dealing with allegations against professionals.

3. Quantitative information about the IRO service

3.1 The IRO Handbook recommends that a caseload for a full-time IRO is between 50 and 70 children in Care. In York no IRO has been allocated more than 50 CYPIC although total overall number of allocated children has varied between 80 and 110 children (FTE) as IROs are also allocated children subject to Child Protection and Child in Need plans, for whom the IRO task is less time intensive. (IROs do not have statutory requirements to undertake the same level of pre-meeting consultation / and post review oversight of children subject to CP and CIN plans and these review meetings are usually undertaken as whole family meetings rather than the individualised format of most CYPIC reviews).

Table 1 : IRO caseload

Number of children with an allocated IRO (end of year snapshot on 31 st March each year)					
	2013/14	2014/15	2015/16	2016/17	2017-18
CYPIC	221	193	191	204	197
CP	125	124	135	171	167
CIN	Pre 2016 service restructure			219	199
Total number of C/YP allocated ÷ number of FTE IROs	346 ÷ 4	317 ÷ 4	326 ÷ 4	594 ÷ 6.5 *	563 ÷ 6
Average IRO caseload at year end	87	79	82	91	94

*There were 4 FTE chairing the CYPIC and CPC reviews and 3 FTE workers chairing the CIN reviews until the roles merged to 6 FTE IROs in Sept 2016

3.2 The size of caseload alone does not indicate the workload for each IRO as in addition to the above differentials, workload is also determined by considerations such as the number of out of authority placements, frequency of placement disruptions, large family groups and / or unaccompanied asylum seekers etc. (for whom there are additional considerations such as the use of interpreters, establishing jurisdiction, meeting additional cultural needs and placement considerations).

3.3 During the reporting period there has been a marginal increase in the number of Unaccompanied Asylum Seeking Children moving to York (4 new UAASC) but a significant rise in the number of children experiencing changes of placement, which has necessitated a higher level of IRO oversight and more frequent reviews. IROs attribute some of this disruption to a reduction in the number of fostering placements available in York and increased need to use newly commissioned placements that are previously untested by CYC and often out of area. The consequent impact on continuity of education, health and support services, frequency of family / friend contacts, and travel time for workers supporting and reviewing children in these placements all increase the likelihood of further placement breakdown. **The need to improve the sufficiency of and choice of local placements is seen by the IRO team as being the primary priority for development in the coming year.**

Table 2 ; Placement stability

	2013/14	2014/15	2015/16	2016/17	2017-18
% of CYPIC having 3 or more moves of placement	9.5%	11.9%	8.9%	7.4%	11.7%
	2013/14	2014/15	2015/16	2016/17	2017-18
% of the CYPIC looked after for at least 2.5 years who've lived in the same placement at least 2 years, or whose adoptive and previous placement lasted at least 2 years	61%	58.3 %	63.6%	66.83%	58.8%

3.4 There have been a total of 580 CYPIC and Adoption reviews chaired during the year (5% rise on the 553 undertaken the preceding year) of which 95% were held on time, which is a significant improvement on last year (67%).

Table 3: Timeliness of Reviews

% CYPIC reviews held within statutory timescales	2013 -14	2014-15	2015-16	2016-17	2017-18
	86%	90%	85%	67%	95%

3.5 There has been a similar improvement in the timeliness of review recording and distribution of records. (these performance measures were significantly affected during 2016 due to implementation of a new ICT system and major service restructure).

Table 4 : Timeliness of completion and distribution of CYPIC review records

% CYPIC records completed within 15 wd	2016-17 total	2017-18 Total	April-June 2017	July-Sept 2017	Oct-Dec 2017	Jan-March 2018
	23%	72%	68%	65%	95%	84%
% distributed within 20 wd	24%	66%	53%	54%	68%	90%

3.6 The above improvements in performance were achieved in part because of a slight reduction (2%) in the number of Child Protection conferences and a 43% reduction in the number of CIN reviews that IROs have chaired this year, compared with last year. The reduction in CIN reviews has arisen as the CIN managers are now confirming the detail of the CIN plan when CIN referrals are accepted with IROs now chairing the first reviews at 3 months rather than within 15 working days of allocation. This change has proved to be beneficial to expedient and streamlined service delivery as CIN managers are now more proactively involved in early confirmation of the details of the CIN support that their team are to deliver rather than the IRO doing this, with IRO's providing more independent oversight and challenge.

Table 5 : Overall number of meetings chaired by IROs

	2016-17 total	Q1 2017-18	Q2 2017-18	Q3 2017-18	Q4 2017-18	2017-18 total	Trend
CYPIC Reviews	553	160	145	133	142	580	5% rise
CP Conf	321	55	77	86	96	314	2% fewer
CIN reviews	474*	72	72	67	60	271	43% fewer*
Total	348÷6.5*	287 ÷ 6	294 ÷ 6	286 ÷ 6	298 ÷ 6	1165 ÷ 6	6% fewer
Average	207	48	49	48	50	194	

*There were 4 FTE chairing the CYPIC and CPC reviews and 3 FTE workers chairing the CIN reviews until the roles merged to 6 FTE IROs in September 2016

4. CYPIC Profile and trends

4.1 The number of CYPIC has remained fairly static across the year, with a total variation of 21 (a high of 206 in April dipping to a low of 185 in October). We are aware through the Yorkshire and Humberside Regional partnership that many partner authorities have experienced a more marked rise in the number of children in care and children subject to protection plans, that has not been experienced in York. We attribute this to the effectiveness of the early intervention offer being coordinated through the newly formed Local Area Teams, impact of the newly formed Immediate Response Team and take up of Family Group Conferencing from Initial Child Protection Conference (an initiative the IROs have been instrumental in helping to promote). Ongoing review of the data will help to evidence if this positive progress is maintained long term.

Table 6 : Number of CYPIC and children subject to Child Protection Plan by Month

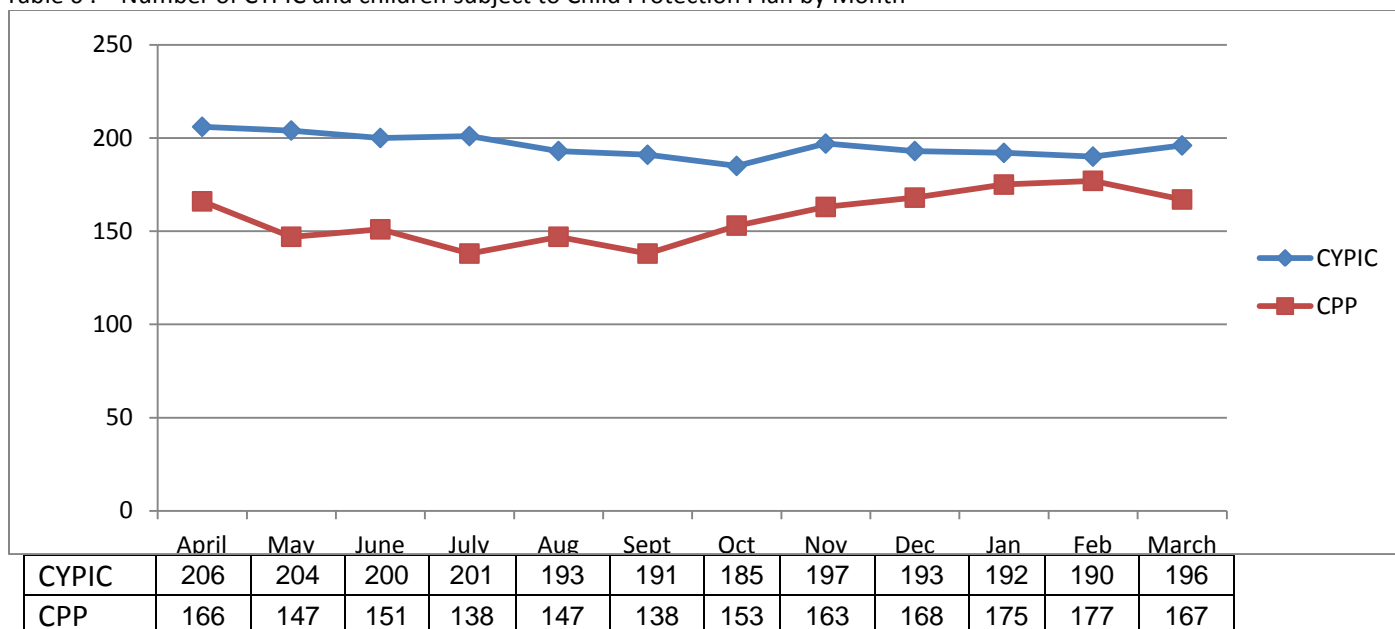
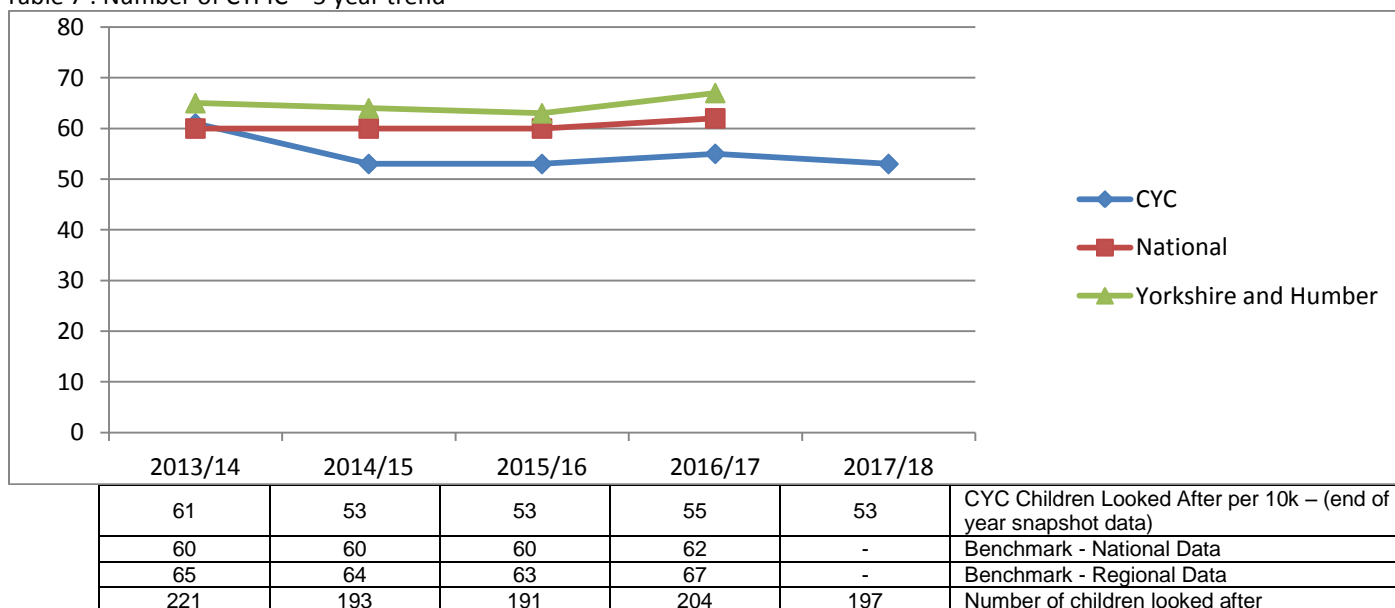


Table 7 : Number of CYPIC – 5 year trend

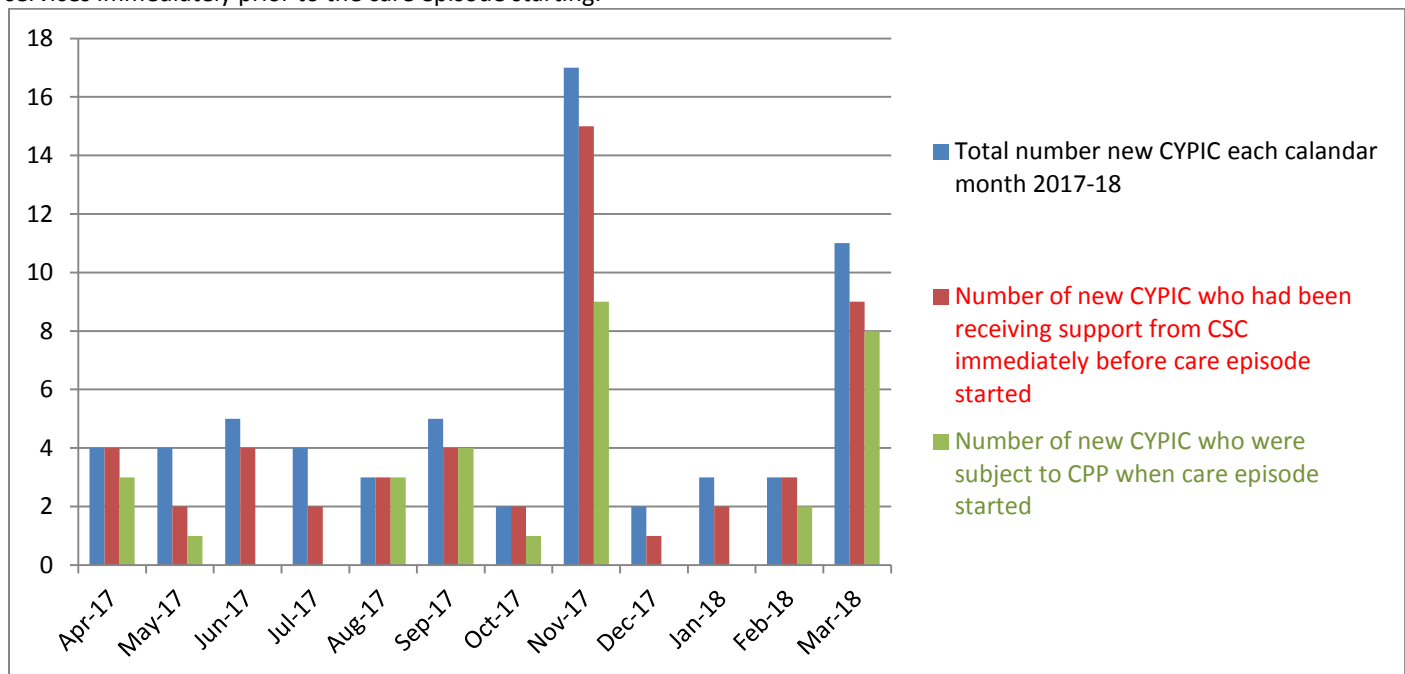


4.2 Whilst the total number of children in care in York has remained fairly static across the year there was a notable spike in new care episodes in November and March. This spike arose as a consequence of court proceedings being initiated in respect of 6 separate sibling groups.

Profile of children coming into care

4.3 Analysis of the circumstances of the children coming into care across the year indicates that coordinated support was in place for the majority of the children prior to the care episode beginning to try to avoid the need for local authority care. Of the 63 children and young people who became CYPIC during the year 51 (81%) were receiving CSC support coordinated by either the Safeguarding, CIN and / or Immediate Response Teams prior to the care episode starting of which 31 (49%) were subject to child protection plans.

Table 8. Number of CYPIC starters by month showing those subject to Child Protection Plan and / or . Receiving CSC support services immediately prior to the care episode starting.



4.4 12 of the 63 children (19%) were not known to / or receiving support services Children's Social Care immediately prior to the care episode starting, however it would have been difficult to have pre-empted or avoided the care episode for these children as 4 were unaccompanied asylum seeking children, 3 were concealed pregnancies/relinquished babies and 5 were children at risk of immediate safeguarding concerns necessitating alternative care arrangements

4.5 20 children (32%) were receiving support via CSC but made the transition into care directly from CIN or Immediate Response Team without intervention having been stepped up to include a protection plan, however there was limited opportunity for this, given the circumstances leading to the care episode, as 3 were made subject to police powers of protection, 2 were remanded into care, 3 were already subject to Supervision Orders and 1 was a young man receiving short break care as a consequence of disabilities for whom there were no safeguarding concerns.

Table 9: Profile of children / young people starting their care episode 2017-18

Total number of new CYPIC in year Broken down by age		Gender		Ethnicity					Legal status when care episode started			
		Male	Female	White British	White Asian	White other	Other mixed	Other ethnicity	S20	Police prot EPO/ICO/	Remanded	
2016-	Year total	56	30	75	0	0	3	8	51	29	6	
	86	65%	35%	87%			3.5%	9%	59%	34%	7%	
2017-2018	Year total	40	23	46	2	2	8	5	27	34	2	
	63	63%	37%	73%	3%	3%	13%	8%	43%	54%	3%	
	Age when CYPIC started		Male	Female	White British	White Asian	White other	Other mixed	Other ethnicity	S20	Police prot EPO/ICO	Remanded
	<1yrs	17	13	4	13	1	1	1	1	5	12	-
	1-4	10	5	5	7	-	-	3	-	2	8	-
	5-9	15	6	7	11	-	-	2	-	5	8	-
	10-15	14	8	6	11	1	1	1	-	7	6	-
16+	9	8	1	4	-	-	1	4	7	-	2	

4.6 Consistent with preceding years there continues to be more boys coming into care. The highest differential this year was amongst babies aged under 12 months (13:4 ratio) and young people aged over 16 (8:1 ratio), the latter explained in part as the 4 unaccompanied asylum seeking children and 2 young people remanded into the care of the local authority were males aged 16 or above.

4.7 There was a marked reduction this year in the number of children who started their care episode subject to voluntary parental agreement, with a corresponding rise in the number of children whose care episode started as a consequence of either police protection or court order (the majority of whom had been subject to child protection plans and / or coordinated support services), indicating that only the children most at risk of harm are coming into care, with other children being supported within their own families. Ongoing review of this data will establish whether increased use of early help services, Immediate Response Team and Family Group Conferencing will help to further reduce the number of children requiring local authority care.

Profile of all children in care (5 year trend)

4.8 The overall profile of CYPIC in York has been broadly consistent across the last 5 years with little variation in the gender or age profile and just a small increase in the number of CYPIC who are not White / British. This reflects the changing demographics in the wider population of York and a small number of unaccompanied asylum seeking children. This change is not matched by the ethnic profile of staff or foster carers within CYC, who currently continue to be almost exclusively White British.

Table 10: Number of CYPIC by Ethnicity

Snapshot data a year end	2013-14	2014-15	2015-16	2016-17	2017-18
Percentage of White British CYPIC	95%	96%	95%	94%	89%

Table 11: Number of CYPIC by Gender

Snapshot data a year end	2013-14	2014-15	2015-16	2016-17	2017-18
Number of Male CYPIC	121	101	98	108	107
Number of Female CYPIC	100	92	93	96	90

Table 12: Number of CYPIC by Age

Snapshot data a year end	2013-14	2014-15	2015-16	2016-17	2017-18	
Number of CYPIC Under 1 year old	6	8	13	11	10	◀▶ Neutral
Number of CYPIC aged - 1-4 years -	30	23	19	24	27	◀▶ Neutral
Number - of CYPIC aged 5-9 years -	45	36	37	35	33	◀▶ Neutral
Number of CYPIC aged 10-15 years -	92	90	78	82	85	◀▶ Neutral
Number of CYPIC aged 16+ years -	48	36	44	52	42	◀▶ Neutral

4.10 The number of children in care subject to either full or interim care orders has marginally increased in the last year whilst the number of children in care due to S20 voluntary agreement has reduced, this reflects a national trend following judicial and national scrutiny about use of S20. The number of children subject to Placement Orders (Freed for Adoption) continues to remain relatively low. This trend also reflects the national picture, which appears to be linked to increased use of other permanence options such as Child Arrangement Orders and Special Guardianship Orders.

Table 13 : Number of CYPIC by Legal Status

Snapshot data a year end	2013-14	2014-15	2015-16	2016-17	2017-18	
Number of CYPIC under legal code - Interim care order	13	22	30	20	30	▲
Number of CYPIC under legal code - Full care order	126	105	106	126	132	▲
Number of CYPIC under legal code - Freed for Adoption or Placement Order	27	11	9	5	5	▲
Number of CYPIC under legal code - Accommodated under S20	55	55	44	52	29	▼
Number of CYPIC under legal code - Youth justice legal Statuses	0	0	0	1	1	◀▶ Neutral
Number of CYPIC under legal code - Detained on CP grounds in LA accommodation	0	2	2	0	0	◀▶ Neutral

4.11 The IROs work proactively with the social work teams to ensure the right permanence plan, and legal status is in place for every child and young person in care. The Quality Assurance Monitor completed by IROs following every child care review confirms that IROs continue to be satisfied that very few CYPIC are not subject to an appropriate legal status / placement. Where concerns have been identified they have generally reflected the increased focus on converting some voluntary S20 arrangements for children for whom a return to their family's care is not in the C/YP best interests.

Table 14: QAF Data: Is the current or proposed legal status / placement appropriate for the child ?

Appropriateness of legal status	2015/16	2016/17	2017/18
In the IRO's view is the current / proposed legal status is NOT appropriate	5/485 1.04%	16/554 2.8%	13/579 2.24%
In the IRO's view the current / proposed placement does NOT fully meet child's assessed needs	18/485 3.7%	13/554 2.3%	12/579 2.07%

Table 15: Number of children by longevity of Care episode at year end

	2013-14	2014-15	2015-16	2016-17	2017-18	
Duration in care at period end - <6 months	27	25	25	35	33	◀▶ Neutral
Duration in care at period end - 6-12 months	11	22	22	28	19	◀▶ Neutral
Duration in care at period end - 1-2 years	23	19	27	26	33	◀▶ Neutral
Duration in care at period end - 2-4 years	61	41	30	29	34	◀▶ Neutral
Duration in care at period end - 4+ years	99	86	87	86	78	◀▶ Neutral

Profile of children leaving care

Table 16 : Reason care episode ended

Reason Care Episode ended	2013-14	2014-15	2015-16	2016-17	2017-18	DOT
Number of care episodes ending in year	84	89	65	74	73	
<u>CLA Ceased - Adopted (Application unopposed) - (YTD)</u>	1	9	3	7	7	◀▶ Neutral
<u>CLA Ceased - Adopted (consent dispensed with by court) - (YTD)</u>	14	7	0	2	3	◀▶ Neutral
<u>CLA Ceased - Left care to live with parents, relatives, or other person with no parental responsibility - (YTD)</u>	0	5	9	3	4	◀▶ Neutral
<u>CLA Ceased - Accommodation on remand ended - (YTD)</u>	0	1	0	4	1	◀▶ Neutral
<u>CLA Ceased - Age assessment determined child is aged 18 or over and support not required - (YTD)</u>	0	0	1	2	0	◀▶ Neutral
<u>CLA Ceased - Moved abroad - (YTD)</u>	0	0	0	0	0	◀▶ Neutral
<u>CLA Ceased - Died - (YTD)</u>	0	0	0	0	0	◀▶ Neutral
<u>CLA Ceased - Care taken over by another LA in the UK - (YTD)</u>	2	0	0	2	0	◀▶ Neutral
<u>CLA Ceased - Returned home with parents/relatives etc - (YTD)</u>	31	3	1	-	-	◀▶ Neutral
<u>CLA Ceased - Child returns home as part of their agreed care plan - (YTD)</u>	0	9	16	15	8	◀▶ Neutral
<u>CLA Ceased - Child's return home is immediate - (YTD)</u>	0	4	2	7	6	◀▶ Neutral
<u>CLA Ceased - Residence order granted - (YTD)</u>	0	6	1	0	3	◀▶ Neutral
<u>CLA Ceased - SGO made to former foster carers - (YTD)</u>	2	9	1	6	7	◀▶ Neutral
<u>CLA Ceased - SGO made to former foster carer who was a relative or friend - (YTD) (New for 2018/19)</u>	-	-	-	-	-	◀▶ Neutral
<u>CLA Ceased - SGO made to former foster carer other than a relative or friend - (YTD) (New for 2018/19)</u>	-	-	-	-	-	◀▶ Neutral
<u>CLA Ceased - SGO made to other carers - (YTD)</u>	5	3	5	1	5	◀▶ Neutral
<u>CLA Ceased - SGO made to other carer who was a relative or friend - (YTD) (New for 2018/19)</u>	-	-	-	-	-	◀▶ Neutral

CLA Ceased - SGO made to other carer not a relative or friend - (YTD) (New for 2018/19)	-	-	-	-	-	◀▶ Neutral
CLA Ceased - Moved into independent living (supportive) - (YTD)	11	14	2	5	9	◀▶ Neutral
CLA Ceased - Moved into independent living (non supportive) - (YTD)	2	2	0	1	3	◀▶ Neutral
CLA Ceased - Sentenced to custody - (YTD)	5	1	0	3	1	◀▶ Neutral
CLA Ceased - Ceased for any other reason - (YTD)	10	13	20	13	12	◀▶ Neutral
CLA Ceased - Transferred to Adult Services residential care - (YTD)	1	3	1	1	4	◀▶ Neutral

4.12 The majority of care episodes in York continue to end positively with the biggest cohort being children and / young people being supported to return / move to the care of parents or relatives, (18), children being adopted (10) or being made subject to Special Guardianship Order (12).

4.13 91% of care leavers aged between 17 and 21 were deemed to be in suitable accommodation and 75% were in employment or training, both considerably higher rates than national and regional comparators.

Table 17: Suitability of accommodation for care leavers

% of care leavers in suitable accommodation aged 17-21 (19-21 until 2016/2017)	2013-14	2014-15	2015-16	2016-17	2017-18
	100.00%	95.00%	92.00%	97.44%	91.00%
Benchmark - National Data	77.80%	81.00%	83.00%	84.00%	-
Benchmark - Regional Data	81.10%	86.00%	85.00%	86.00%	-

Table 18 : Number of Care Leavers aged 17+ years in employment or training

<u>leavers in employment, education or training aged 17-21 (19-21 until 2016/2017)</u>	2013-14	2014-15	2015-16	2016-17	2017-18	
Monthly	57.50%	68.00%	75.64%	71.00%	75%	Up is Good
<u>Benchmark - National Data</u>	45.00%	48.00%	49.00%	50.00%	-	-
<u>Benchmark - Regional Data</u>	47.00%	53.00%	52.00%	50.00%	-	-

These positive outcomes are evidenced in the IRO quality assurance framework.

5. IRO impact on the outcomes for children and young people

5.1 A key responsibility for IROs is to ensure that the child's wishes and feelings are known and are influential in formulating the care plan. IROs must also establish whether the child knows their own rights and entitlements in law, for example that they can make a complaint, have an advocate or apply to court under S8 of the Children Act.

Table 17 : IRO consultations

Percentage of Children seen and spoken to prior to Review	2014/15	2015/16	2016/17	Q1	Q2	Q3	Q4	2017-18
	45%	35%	34.5%	38%	31%	33%	34%	34%

5.2 As well as consulting with the child/young person prior to the review, IRO's also encourage and support children and young people to attend their review meeting; the child/young person's participation is prioritised above that of family members, if it is not possible for both the child and family to meet together.

5.3 During the year children attended 38.5 % reviews and 35% did not attend their review but had their views represented by an advocate or by indirect means, evidencing increased use of the Independent Advocacy Service. 19.4% of CYPIC were aged 4 or under at the time of their review, so they would be unlikely to attend the review meeting, leaving 7% who didn't contribute when they could have. It remains a key aspiration to further raise the number of children and young people directly participating in their reviews.

Table 18 : CYPIC participation in their reviews

	2013 14	2014 15	2015 16	2016 17	2017 18
Child under 4 at time of Review	15%	13%	18%	17.4%	19.4%
Attends or speaks for him/herself	40%	41%	38%	39.5%	36.7%
Attends, views rep. by Advocate	2%	0.5%	1%	1.3%	.8%
Attends, views given non-verbally	0%	2.5%	0.3%	0.6%	1.0%
Attends but does not convey views	0.5%	1%	0.7%	0.4%	.01%
Doesn't attend but briefs advocate	7%	11.5%	15%	10%	10.6%
Does not attend but conveys views	32.5%	24.5%	23%	21.3%	24.6%
Does not attend or convey views	3%	6%	4%	9.5%	6.3%

5.4 In November 2017 representative from the Independent Reviewing Officers attended Speak Up Youth to discuss with young people their experiences of being involved in their reviews. This included speaking with young people to find out how they would prefer to be consulted in terms of their review and looking at the barriers that prevent young people from attending. This piece of work is ongoing and focusing on reviewing existing consultation forms and identifying possible tools that could be created to help promote young people's participation within the review process. IROs are also consulting colleagues from neighbouring authorities who report higher participation rates, to identify any best practice models of intervention.

5.5 A key IRO function is to identify issues and trends in services provided to CYPIC, and report these to senior managers and elected members. IROs do this by routinely competing monitoring data after every review, and reporting on the issues that are being raised by IROs as quality assurance processes or informal & formal disputes.

5.6 IRO's evidence their monitoring of the progress of plans between reviews by conducting a brief "mid-way check" between reviews, an evidenced dialogue between IRO and social worker to ensure that care planning is on track. IROs also demonstrate their "footprint" on a case by making a record of their intervention and oversight on the children's records. By actively monitoring progress in this way it becomes less likely that, when it is time for reviews to take place, that the IRO is faced with any unexpected developments on cases.

5.7 In York IROs continue to report that the placement, legal status, care plan and quality of corporate parenting are good or outstanding the vast majority of children

Table 19 : Quality of care plan and corporate parenting

Quality of care plan in IROs view	IRO rating	2015/16 total	2016/17 total	Q1 2017	Q2 2017	Q3 2017	Q4 2018	2017/18 total
	Outstanding	1.4%	1.8%	1%	.6%	1.5%	1%	1.2%
Good	89%	80%	79%	80%	88%	81%	81.6%	
Req Improv	9%	18%	14%	12%	11%	14%	12.6%	
Not recorded	0.2%	0%	7%	11%	-	3.5%	5.5%	
Quality of corporate parenting in IRO's view	Outstanding	0.8%	4.1%	2%	.6%	3%	1.4%	1.7%
	Good	89%	82%	79%	80%	86%	87%	81.8%
	Req Improv	9.15%	13.3%	13%	12%	11%	8%	10.8%
	Not recorded	89%	80%	6%	11%	-	4%	5.5%

5.8 Where IROs raise concerns they generally tend to be practice issues, relating to poor quality or out dated Education Plans, Care Plans, Health Assessments and Placement Plans or concerns relating to overdue statutory visits. IROs frequently identify multiple concerns affecting individual children and young people. Competing workload demands within the social work teams is such that there is sometimes some delay in identified issues being completed even after the social work team have acknowledged and agreed to address the shortfall. Improved reporting tools and cycles are being developed to help promote improved tracking and responsiveness to issues raised at an informal level, to help disseminate learning and avoid issues needing to be escalated through the formal resolution process

Table 20 : IRO Resolution Activity

	2016/17 total	Q1 2017	Q2 2017	Q3 2017	Q4 2018	2017/18 total
Number of QA Monitors completed	554	160	145	132	142	579
Number of children affected		17	25	26	69	137
Number of issues raised in total	202	30	55	68	152	305
Issues addressed at informal resolution stage	201	30	54	68	152	304
Issues addressed via formal resolution	3	-	1	-	-	1
Resource issue - placement	1	-	1	-	-	1
contact provision	8	5	1	-	-	6
educational provision	4	2	1	-	2	5
health provision	-	-	-	-	1	1
emotional wellbeing provision	3	-	2	2	1	5
Care Planning- management of CSE	-	-	-	-	-	-
management of missing episodes	-	-	-	-	-	-
achieving change of legal status	4	2	2	-	1	5
Planning for permanence	6	2	1	2	-	5
Securing a permanent placement	4		-	1	5	6
Practice- Decisions from last review not acted on	17	2	5	7	15	29
insufficient evidence of child's voice	3	-	-	4	-	4
Delay in allocating social worker	3	1	1	-	-	2
Statutory visits not in timescale	18	4	4	8	13	29
No / poor quality placement plan	15	3	5	7	12	27
No /poor quality care plan	25	4	17	9	23	53
No / poor quality pathway plan	11	-	4	2	3	9
No / poor quality assessment of need	9	-	2	4	1	7
No / poor quality health assessment	18	2	2	8	11	23
No / poor quality PEP	30	2	5	11	17	35
No/poor quality life story work	7	1	1	2	2	6
Inadequate preparation for review (usually delayed / absent Social work report)	14	-	1	1	45	47
Other	2	-	-	-	-	-

5.9 IROs have good professional relationships with children's social work teams. Where issues or differences of opinion exist, IROs will always seek to resolve the matter informally with the social worker or the social worker's manager. Co location of the IROs with the social work teams facilitates prompt

identification and resolution of most issues. This approach supports York's relationship based approach in which the IROs employ a solution-focused, collaborative approach to prevent issues escalating into a formal dispute, and most key performance indicators evidence practice improvements since the preceding year.

Table 21 : Health Assessments and Education Plans

Health assessments and education plans Snapshot data at year end	2013-14	2014-15	2015-16	2016-17	2017-18	
% of health needs assessments undertaken for children in care for more than 1 year	92.89%	66.00%	74.50%	60.99%	72.41%	Up is Good
% of dental checks undertaken for children in care for more than 1 year	92.89%	74.15%	53.10%	29.08%	44.83%	Up is Good
% of Under 5's with Health Assessments Up to Date	82.15%	92.85%	100.00%	97.14%	53.33%	Down is Bad
% of PEP completed	83.70%	70.10%	NC	NC	NC	
Average strengths and difficulties score of the emotional and behavioural health of children in care continuously for 12 months at 31 March	15.9	13.1	13	16.11	15.19	Down is Good

5.10. There have been formal disputes relating to just one child during 2017 / 18, (negotiations led to additional funding being agreed to fund therapeutic intervention and enhanced fostering allowance to help secure a child in placement).

5.11 The IRO Unit are co located and maintains close working relationship with the Children's Rights and Advocacy Service. The Service offers advocacy to children and young people in care and, if necessary, will support them through the City of York Corporate Complaints procedure. Advocates continue to support CYPIC with issues similar to those identified by the IROs. IRO's were responsible for 4% of the referrals made to the advocacy service this year, and have helped to promote many of the referrals made to the service by social workers and foster carers.

Table 22 ; Issues that the advocacy service has supported CYPIC with.

Theme	2014/15	2015/16	2016/17	2017/18
Contact issues	13%	3%	15%	11%
Unhappy with Social Work services	11%	17%	7%	15%
Placement issues	13%	11%	12%	17%
Disagreement with Care Plan	11%	5%	7%	7%
accessing support / services	5%	8%	0%	4%
Support in decision making	45%	50%	42%	37%
Issues re-education provision	-	-	3%	4%
Other	2%	6%	12%	12%

In Summary

5.12 Based on the data arising from IRO consultations with young people, Quality Assurance Monitoring and referrals to the advocacy service key issues to be addressed in the coming year include:

1. Sufficiency of local placement provision is currently impacting on placement stability and social work workload. It is a priority that CYC seeks to recruit, train and appropriately support a larger and more diverse pool of local authority foster carers to reduce the use of costly out of area and independent care provision.

2. Some children are experiencing multiple changes of social workers and interim cover by different agency and duty social workers as a consequence of increased social work sickness and recruitment issues. It is a priority that more is done to address workload pressures, to improve staff morale, attendance and retention and to reduce reliance on agency workers.
3. Competing workload demands are impacting on quality and timeliness of completion of social work assessments, reports and key statutory processes. There is a need to improve and embed effective and expedient Quality Assurance reporting and feedback processes to quickly identify, track and address any service shortfalls and make individual workers and teams more aware and accountable for their own key performance indicators.
4. Competing caseload demands are similarly impacting on the time that workers have available to spend with children and young people and properly engage them in ongoing assessment and care planning processes. More needs to be done to Increase the numbers of Children and Young people actively participating in their reviews and care planning.

6. Service development objectives for Independent Reviewing Service 2018 - 19

6.1 IMPROVING QUALITY OF CARE PLANNING

Objective Child care reviews improve outcomes for children by raising the quality of social work assessments, reports and care plans and enabling expedient identification and resolution of any emergent issues	
Actions to date <ul style="list-style-type: none"> • Improvement in timeliness of meetings and distribution of review records. • Expansion of QA monitoring to include CIN and FC reviews as well as CYPIC and CPC • Peer development sessions and audit to raise consistency of expectation and reporting across IRS • Introduction of midway review process to better track and promote implementation of care planning process and decisions 	Future Actions <ul style="list-style-type: none"> • Development of an integrated care plan / review report to streamline assessment and planning process • Development of a Quality Alert process to track resolution of any practice issues raised by IRO / review process • Introduction of Quarterly Service Report to facilitate outward cascade of performance monitoring. • Process for routine stakeholder feedback to be built into review process.
Measurable outcomes <ul style="list-style-type: none"> • Reporting and audit activity evidences that improved performance regarding timeliness of sw reports for reviews • Reporting and audit activity evidences that effective action is taken to address any instances where IRO rates the appropriateness of care plans, legal status or placement as anything less than good or outstanding • Reporting and audit activity evidences a reduction in the number of practice issues raised by IROs • Reporting and audit activity evidences good performance regarding timely resolution of issues raised • Reporting and audit activity evidences high satisfaction from service user and stakeholder feedback. 	

.2 IMPROVE INCLUSION AND PARTICIPATION IN REVIEWS

Objective Children, young people and their parents are proactively engaged with care planning process and care planning decision making.	
Actions to date <ul style="list-style-type: none"> • Contribution to 	Future Actions <ul style="list-style-type: none"> • IROs will promote and offer creative engagement with children, varying the

<p>Speak Up group to help develop improved process and tools for participation</p> <ul style="list-style-type: none"> Active promotion of advocacy service to help improve participation rates 	<p>format of meetings, use of tools and toolkits and ensuring reviews are child-centred meetings.</p> <ul style="list-style-type: none"> IROs will promote and offer a range of options to maximise parental inclusion, including phone consultation and separate consultation meetings. IROs will ensure that efforts are made to locate and encourage parents to be engaged in the review process (even if they do not attend the meeting) and IROs will evidence appropriate challenge if this is not achieved. IROs will work with fostering service to help promote and embed the expectation that reviews are facilitated in the foster home wherever this is appropriate and what the C/YP wants. IROs will evidence on the review record how children are to be advised of review outcomes, and will routinely send the C/YP a tailored written record of the review decisions unless this is deemed unnecessary or inappropriate.
<p>Measurable outcomes</p> <ul style="list-style-type: none"> Monthly monitoring and audit activity evidences that more children are seen by IRO, directly participate in their review and / or help to co-facilitate the meeting Monthly monitoring and audit activity evidences that more parents are consulted by IRO and directly participate in the care planning review process. 	

6.3 ACHIEVE REUNIFICATION WHEREVER POSSIBLE

<p>Objective 3 CHILDREN AND YOUNG PEOPLE ARE SUPPORTED TO SAFELY REMAIN, OR RETURN TO, THE CARE OF THEIR BIRTH FAMILIES WHERE EVER POSSIBLE.</p>	
<p>Actions to date</p> <ul style="list-style-type: none"> Active promotion and pursuit of reunification with family as the 'first choice' option where ever this can be safely achieved. IROs actively promote use of the Family Group Conference coordinator 	<p>Future Actions</p> <ul style="list-style-type: none"> IROs actively promote parent's participation in the review process and seek to resolve any breakdown in communication / contact. IROs will routinely explore options for improving contact / family time with siblings, maternal family and paternal family when reviewing children. IROs will proactively monitor care plans of children placed with parents in order to ensure these arrangements do not continue longer than necessary.
<p>Measurable outcomes</p> <ul style="list-style-type: none"> Reporting will evidence that more children return to live with their family or extended family members Reporting will evidence that PWP arrangements do not persist for longer than 18 months unless emergent welfare concerns arise. 	

Sarah Olorenshaw
Service Manager Independent Reviewing Service
Report dated Sept 2018



Corporate Parenting Board
20 March 2019
Meeting the needs of Looked after Children
Introduction

1. The Virtual School is required to deliver an annual report to the Corporate Parenting Board. This report is tabled to all the Board to monitor educational outcomes of children and young people in care. This report contains a summary of the current position.

Virtual school arrangements in York

2. From September 2018 a substantive Virtual School Headteacher (VSHT) was appointed 0.6 FTE (three days per week). In addition a Learning and Well Being Worker was appointed 0.6 FTE to support schools in overcoming barriers to learning that SEMH behaviour can present and to reduce the risk of exclusions across the cohort.

Virtual School staffing from September 2018:

Virtual School Headteacher	Karron Young	0.6 FTE
Learning and Well Being Worker	Rachel Duffield	0.6 FTE
Educational Psychologist	Cathy Ardern	0.1 FTE
Learning and Work Adviser	Gill Clapham	0.8 FTE

Virtual School associates (making up the SLT):

- Children's rights team - Nikki Wilson
- Early Years adviser - Maxine Horsman
- School Effectiveness and Achievement Adviser (11-16) - Mike Jory
- Secondary school representative - Dan Bodey (Fulford School)
- Primary school representative - Cath Precious (Tang Hall Primary School)
- Consultant Headteacher - Tricia Head (The Danesgate Community)

Virtual school roll (academic year 2018-19) – data from CYPIC snapshot 22.2.19

3. The city of York has a constantly changing cohort of school aged children in care. The virtual school is made up of the whole cohort of school aged children where York is the corporate parent but they may live and be educated out of area (OOA). In February 2019 that cohort was one hundred and thirty four 5-16 year olds, 69% are educated in York with 31%* in a range of schools and settings across the country. These numbers are still below the national average of children in the care system per 10,000 of the population.

*Please note that the majority of OOA CLA are within a 20 mile radius of York

2018/19 (February 2019 snapshot)	Primary	Secondary	Total
CYC CLA (5-16)	58	76	134
Educated in York	46	46	92 (69%)
Educated OOA	12	30	42 (31%)
Mainstream York	41	35	76 (57%)
Mainstream OOA	9	20	29 (22%)
Specialist York	5	12	17 (13%)
Specialist OOA	3	5	8 (6%)
No current school	0	4*	4 (3%)

*All four of these young people are currently held on the roll of Danesgate and tutoring has been put in place until suitable education provision can be sourced.

4. The snapshot from March 2018 statistics included below demonstrates the rise in statutory school age population for children in care in the last 12 months.

2017/18 (March 2018 snapshot)	Primary	Secondary	Total
CYC CLA (5-16)	47	74	121
Educated in York	32	48	80 (66%)
Educated OOA	15	26	41 (34%)
Mainstream York	27	33	60 (50%)
Mainstream OOA	12	18	30 (25%)
Specialist York	5	15	20 (17%)
Specialist OOA	3	8	11 (9%)

5. There are twenty CYPIC aged 2-4 years who access nursery provision and the educational development of these children is monitored by the VSHT through the PEP process. From September 2018 the Virtual School has worked with social workers, early years advisers and funding teams to collect and maintain an up to date roll of where these children are on roll. The next step is to ensure that all children in nursery settings have a high quality PEP.
6. In addition there are twenty-nine CYPIC who are aged 16-18 years and have left statutory school provision. Their education pathway is also monitored by the virtual school. Some are in work, others have an apprenticeship, most are attending further education post 16 colleges and a small minority are in custody or NEET (3). Nineteen YPIC post 16 remain in education either at school 6th form, further education colleges or in the same specialist provision they accessed pre-16. Seven YPIC have secured apprenticeships or employment, two are in custody and one is currently NEET.

7. This brings the total roll of CYPIC for whom the VSHT has an oversight in terms of education to one hundred and eighty three.

Attendance

8. All schools should promote good attendance. If a child has lower than 85% attendance they are deemed to be 'persistently absent' from school. The statutory guidance for local authorities states that VSHT should have a robust system in place for monitoring the attendance of the cohort of children in care. From September 2018 a contract was secured with Welfare Call Ltd to gather attendance data on behalf of CYC. The reporting shows that from the start of the academic year 2018 to February half term the overall attendance of children in care looked after by York was 90.7% (aged 5-16 years).
9. Of the school aged population: nineteen YPIC have 100% attendance; eighty-three YPIC have over 95% attendance; a further nineteen YPIC have between 90-95% attendance and twenty-seven YPIC have lower than 90% attendance at school. The vast majority of the YPIC have very good school attendance.
10. This remains a key priority for the Virtual School working with social workers and carers to improve attendance across the cohort. The DfE does not collect statistics relating to school attendance for children in care therefore there is no comparative data relating to the cohort.

Exclusions

11. Welfare Call Ltd also collects information regarding exclusions. There have been no looked after children permanently excluded from schools; however reducing fixed term exclusions remains a key priority for the virtual school in York. Since September 2018, sixteen YPIC have been excluded from schools on a fixed term basis resulting in a total loss of 55 school days. Four young people accounted for 27 days between them since September. Since January 2019, as a result of the Learning and Well Being Worker supporting the schools, there have only been 13 days of exclusions across nine YPIC. The Learning and Well Being Worker provides a consultation service to designated teachers where YPIC are at risk of exclusion. Advice and/or training is provided to school staff to adopt attachment aware approaches to responding to challenging behaviours of YPIC as opposed to the traditional behaviourist approaches contained within the majority of schools' behaviour policies.

Educational Outcomes (2017-18)

12. EYFS comment – at the time of reporting EYFS profile data there were five children in care. Three have since left care. None of the children achieved GLD. This is a key priority for the Virtual School and education settings for the current year with nine children in reception at the time of writing. Each child represents 20% within the statistics.
13. KS1 comment – at the time of reporting KS1 data there were nine children in care. One child has since left care. Four out of nine had SEND with two EHC Plans. Those four made progress from the Early Years Foundation Stage starting point but none met the DfE standard of attainment at the end of Y2. Two children are educated in schools outside York. Each child represents 11% within the statistics. KS1 performance remains below national but shows significant improvement from 2016-17.
14. KS2 comment – at the time of the KS2 tests and data reporting there were twelve children in the Y6 cohort. Two are no longer in care. Four out of the nine have SEND with three EHC Plans. Four children met the DfE standard and two children missed the standard by 1 point. Outcomes for Y6 in 2017-18 are significantly better than in 2016-17 highlighting the fluctuating needs of the cohorts and the variances created with such small cohort sizes. Each child represents 8.3% within the statistics.
15. KS4 comment – at the time of the GCSE examinations at the end of KS4 there were twenty young people in the Y11 cohort. Three of the young people are no longer in care. Twelve of the twenty have identified SEND with six EHC Plans. Only two of the young people were attending education out of York at the time of the GCSE examinations, however eleven young people were in specialist provision. After significant improvement in 2017 when York's YPIC outperformed their national counterparts, outcomes for attainment and progress dipped in 2018. However, they remain well above the 2016 level. Each child represents 5% within the statistics.
16. In summary, it is important to note that the cohort sizes are very small and the individual needs of some of the YPIC present significant barriers to progress and achievement. Some outcomes are affected by placement moves, school moves and unidentified potential SEND for young people new into care. Once school places are secured for those young people who move out of area every effort is made to ensure that education assessments are given the highest priority. The cohort at the end of each key stage for 2017-18 presented with higher than national average SEND.

17. The NCER project for CLA data reporting now allows the Virtual School to produce comprehensive end of key stage data which reports on attainment, progress and trends in performance of the cohorts of YPIC at national reporting points.

Personal Education Plans (PEP)

18. The PEP is a statutory document which summarises educational needs and provision for a CLA and, crucially, highlights targets for the year and additional support required. The full PEP must be reviewed at least annually by children's social care and schools in preparation for each Child or Young Person's Care Review. The Virtual School asks that educational targets within the PEP are also reviewed on a termly basis. Welfare Call Ltd is now collecting termly attainment and progress data. All children and young people in the care of city of York have a completed PEP; however there will always be some in need of updating and/or reviewing. The completion rate on the KPI snapshot changes on a monthly basis.

New development for the virtual school since Sept 2018

19. Securing the contract with Welfare Call Ltd from September 2018 has ensured that complete robust and timely data on school attendance, exclusions and current attainment and progress is now safeguarded for the future. The analysis of this data can be undertaken at individual child level and for groups of children in different schools and year groups. The VSHT requests that this contract be continued to ensure that the statutory duties continue to be fulfilled effectively.

The priorities of York's virtual school are as follows:

20. The priorities are:
 - Improve school attendance of children in care
 - Reduce exclusions of children in care
 - Raise educational outcomes
 - Monitor the use and impact of pupil premium plus
 - Work with children's social care to ensure that all children and young people in care have high quality and appropriate education placements
 - Further improve the completion, quality and impact on outcomes of PEPs, including effective impact of the pupil premium plus identified in PEPs

- Support the professional development of designated teachers so that they are effective in their role and understand how best to support and improve the educational achievement of children in care and those adopted from care
- Support effective transitions for children in care including those leaving care at 18 years.

Recommendation

21. That the Corporate Parenting Board accepts the report.

Reason: To keep the Board updated.

Council Plan

22. The work of the virtual school is in line with the Council Plan as follows:

- a prosperous city for all – striving to ensure that children in care have the best opportunities for future prosperity as citizens
- a focus on frontline services – ensuring that children in care have access to good education and support
- a council that listens to residents – engaging with the voice of children in care through the Children’s Rights team.

Implications

23. The implications are:

- **Financial** - Pupil Premium Plus policy to be in line with DfE statutory guidance regarding allocation and spending
- **Human Resources (HR)** - none
- **Equalities** - none
- **Legal** - none
- **Crime and Disorder** - none
- **Information Technology (IT)** - none
- **Property** - none
- **Risk Management** - none

Contact Details

Author:

Karron Young
karron.young@york.gov.uk
Tel: 01904 553040

Chief Officer Responsible for the report:

Amanda Hatton

Director of Children Education and Communities


Report
Approved



Date 07.03.19

Wards Affected:

All



For further information please contact the author of the report

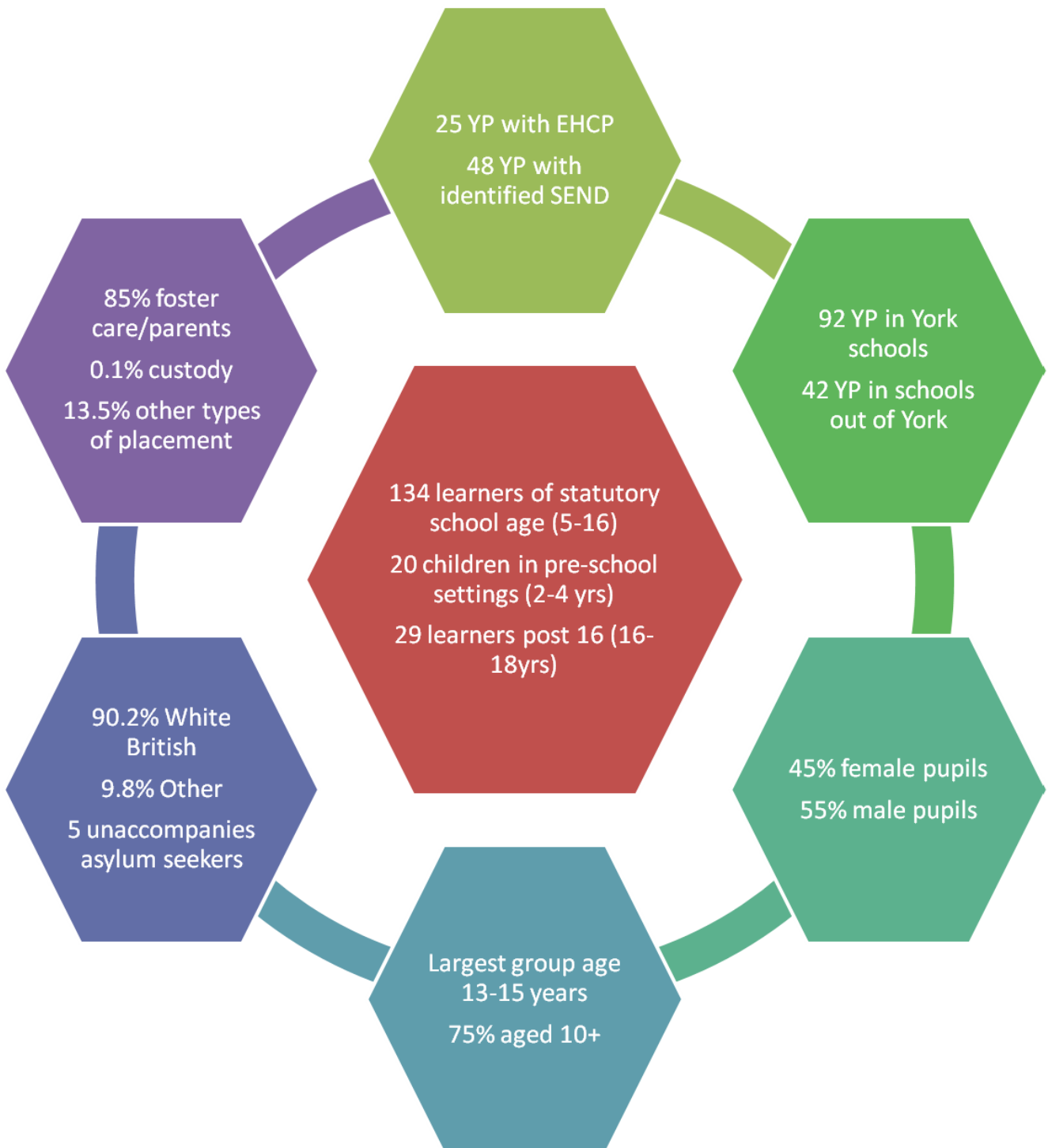
Annexes:

Annex A – Virtual School on a page

List of Abbreviations used in report:

CH – Consultant Headteacher
CLA – Children looked after
CPB – Corporate Parenting Board
CYPIC – Children and Young People in Care
DfE – Department for Education
EHCP – Education, Health and Care Plan
EYFS – Early Years Foundation Stage
GLD – Good Level of Development
HT – Headteacher
KPI – Key Performance Indicator
NCER – National Consortium for Examination Results
NEET – Not in Education, Employment or Training
OOA – Out of Area
PEP – Personal Education Plan
PP+ – Pupil Premium Plus
SEMH – Social, Emotional, Mental Health
SEND – Special Educational Needs and Disability
SLT – Senior Leadership Team
VSHT – Virtual school headteacher
YPIC – Young people in care

Annex A – Virtual School on a page



This page is intentionally left blank



Corporate Parenting Board**20 March 2019****Assessing Permanent Carers- Fostering Recruitment and Enquiries****Summary**

1. This paper provides Corporate Parenting Board with an overview of Mainstream Fostering Enquiries and Assessments during 2018.

Background

2. Placement Sufficiency is at a critical stage in York.
3. Foster Carer assessment is a key priority for Children's services to increase placement sufficiency in the City and enable our children in care to be supported in York.
4. The Assessing Permanent Carers Team is responsible for foster carer recruitment and assessment.

Council Plan

5. This reports links to the Council Plan - a focus on frontline services - to ensure all residents, particularly the least advantaged, can access reliable services and community facilities.

6. Implications

Human Resources: None at this stage specific to this paper

Legal: None at this stage specific to this paper

Equalities: None at this stage specific to this paper

Crime and Disorder: None at this stage specific to this paper

Information Technology (IT): None at this stage specific to this paper

Risk Management

Foster Care

7. Continued low recruitment rates of mainstream fostering households will result in children in care being placed out of area at a cost and may impact on their outcomes.

Recommendations

8. Corporate Parenting Board to note the paper.

Reason: To keep the Board updated.

Contact Details

Author: James Lee
j.lee@york.gov.uk
Tel: 01904 553319

Presentation by:
Sophie Keeble

Chief Officer Responsible for the report:
Amanda Hatton

Director of Children Education and Communities

Report Approved **Date** 7.03.19

For further information please contact the author of the report

Annexes:

Annex A - Assessing Permanent Carers – Foster Carer Enquiries and Recruitment

Corporate Parenting Board Report –
Assessing Permanent Carers – Foster Carer Enquiries and
Recruitment
March 2019

Context

At January's 2019 Corporate Parenting Board the Assessing Permanent Carers Team presented a report detailing the strategy for the past year and future recruitment ideas. It highlighted that whilst there had been an overall increase in the number of fostering households the majority of these were 'connected carers'. This reflects the national trend.

Corporate Parenting Board requested understanding of the recruitment figures which this report provides.

Recruitment Figures 2018

The below table highlights enquiries to assessment for 2018. Figures are not available for 2017 due to a challenge with the data captured. This is now resolved and in future all reports will be focused on year April to March.

Quarter	Number of Enquiries	Withdrawn by CYC	Withdrawn by applicants as not proceeding with fostering	No response	Live Applications
Jan to March	27	4	9	12	2
April to June	27	5	6	14	2

July to Sept	28	0	12	15	1
Oct to Dec	28	2	13	8	5

Key findings - Enquires

In broad terms the figures tell us that the department has taken 119 enquiries in 2018. We can see that the number of enquiries has remained steady throughout 2018.

Aside from in April to June, roughly half of all enquiries were withdrawn by the applicants themselves. The most popular reasons cited were that they had a change of circumstances (job change, bereavement / illness) and they were not in a position to continue, or that they had heard more about what fostering entails and decided that it wasn't for them.

Of note is the number of enquiries that are closed due to a lack of response from the applicants. Often applicants will provide the team with a mobile number and an E-mail. We will always make contact on the phone as the first choice and then send an E-mail if we have no reply. We have found that then texting from our work mobile is a good idea as many people don't answer to council / withheld numbers. Finally, if none of the above works we will send a letter asking the applicant to get back to us.

Key Findings- Ongoing Applications

Figures provided to the last Corporate Parenting Board informed us that 3 fostering households were approved at Fostering Panel in 2018. This is a conversion rate of around 2.5% which is below the national average according to figures obtained by the Fostering Network which puts the figure at around 10%.

However there remain 10 enquiries initiating in 2018 which are open. These 10 enquires are at different stages of the assessment process. Some have been to Skills to Foster – pre approval training- others are undergoing assessment.

Future Actions

We will be revising the **enquiry process** to remove some of the work steps as, at present, there are some delays in this process. This is to ensure that the Assessing Permanent Carers team offers a swift, effective and robust response to all initial enquiries reducing the likelihood of them being non responders and taking an offer from another LA or IFA.

We will target potential foster carers in digital and other campaigns which should reduce the number of non responders.

In a further development we have begun a '**Future Call-back**' spreadsheet as we want to ensure that anyone who feels that they wish to consider fostering in the future goes on our list and is contacted at a later date.

James Lee

Service Manager – Assessing Permanent Carers Team

01/03/2019

Appendix

Jan – March 2018

1. Total number of enquiries - 27
2. Closed down due to lack of response - 12
3. Withdrawn by the applicants themselves – 9
 - 3 went with an IFA.
 - 2 had a change in circumstances (work, illness etc)
 - 2 applicants decided to withdraw after they had spoken to us as they felt it wasn't what they thought it was.
 - 2 people rang purely to get information from us but didn't feel that this was the right time for them.
4. Withdrawn by the Fostering Team - 4
 - 2 were because they had no spare room to foster.
 - 1 was because they weren't able to change their work situation.
 - 1 was because they had very young children and hadn't considered the impact on them.
5. Enquiries that remain open - 2

April – June 2018

1. Total number of enquiries – 27
2. Closed down due to lack of response - 14
3. Withdrawn by the applicants themselves - 6
 - 3 of them withdrew as they didn't feel it was the right time and they had other commitments.
 - 1 applicant was just calling for information.
 - 1 had a personal situation that meant they couldn't continue.
 - 1 went to an IFA
4. Withdrawn by the Fostering Team – 5 were withdrawn by us (no room, concerns re lifestyle, other commitments)
 - 1 No spare room.
 - 2 had other caring commitments
 - 2 wished to continue working full time.
5. Enquiries that remain open - 2

July - September 2018

1. Number of enquiries – 28
2. Closed down due to lack of response - 15
3. Withdrawn by the applicants themselves - 12
 - 2 of them were because of bereavements / serious illness
 - 4 of them were because of a change of life circumstances (job etc)
 - 2 decided to apply with another local authority (Leeds, North Yorkshire)
 - 3 changed their mind following the initial enquiry and felt that fostering wasn't for them.
 - 1 was just calling for basic information.
4. Withdrawn by the Fostering Team - 0
5. Enquiries that remain open - 1

October - December 2018

1. Number of enquiries – 28
2. Closed down due to lack of response - 8
3. Withdrawn by the applicants themselves – 13
 - 1 decided to go with another local authority (Leeds)
 - 3 withdrew as they felt that it was not the right time.
 - 3 wanted information and said they'd consider fostering in the future.
 - 4 had a change of circumstances so withdrew (job, home renovations, family issues)
 - 1 hadn't checked that all family members were on board
 - 1 listened to information but then decided it wasn't for them.
4. Withdrawn by the Fostering team – 2
 - 1 previous concerning CYC involvement.
 - 1 had work commitments.
5. Enquiries that remain open - 5

This page is intentionally left blank

Corporate Parenting Board – Work Plan 2017-18 and 2018-19

Meeting Date	Strategic Themes	Reports Supporting Strategic Theme	Other Reports
2017-2018			
26 June 2017	Emotional Wellbeing & Mental Health; Wellbeing; Relationships & Identity	<ul style="list-style-type: none"> Emotional wellbeing and mental health of children and young people in care, on the edge of care and care leavers 	
25 Sept 2017	Respect & Involvement	<ul style="list-style-type: none"> Annual Advocacy Report Annual SMTIM Report U Matter Survey 2017 	<ul style="list-style-type: none"> Development Review of Placement Services
20 Nov 2017	Moving to Adulthood	<ul style="list-style-type: none"> Update on Pathway Service 	<ul style="list-style-type: none"> Independent Reviewing Officer Annual Report Update
12 Feb 2018	Any other matters arising	<ul style="list-style-type: none"> Children and Social Work Act - Update Update on Placement Review Update on IRO Annual Report 	
16 April 2018	Education	<ul style="list-style-type: none"> Virtual School Update Primary Education data – children in care / Education: Secondary school 	<p>Verbal Update from Principle Social Worker (Childrens)</p> <p>Verbal update regarding Junior ISA for CYPIC</p>

Meeting Date	Strategic Themes	Reports Supporting Strategic Theme	Other Reports
		<ul style="list-style-type: none"> Data children in care. 	
2018 - 2019			
5 June 2018	Emotional Wellbeing & Mental Health; Wellbeing; Relationships & Identity	<ul style="list-style-type: none"> Update on EMH Partnership You Are Not Alone Booklet 	
4 Sept 2018	Respect & Involvement	<ul style="list-style-type: none"> Annual Advocacy Report Annual SMTIM Report U Matter Survey 2017 	<ul style="list-style-type: none"> Concordat Stability of Placements
22 Nov 2018	Health	<ul style="list-style-type: none"> Health Including relevant data 	<ul style="list-style-type: none"> Update on Care Leaver Offer Update on Regional Approach to Adoption
5 Feb 2019	Good Safe Placements	<ul style="list-style-type: none"> Update on Placement Review Foster Carers and Recruitment Update 	<ul style="list-style-type: none"> Scorecard Independent Reviewing Officer Annual Report
20 March 2019	Any other matters arising	<ul style="list-style-type: none"> Virtual Headteacher update (to include pupil level data) 	<ul style="list-style-type: none"> Fostering recruitment conversation rates

Meeting Date	Strategic Themes	Reports Supporting Strategic Theme	Other Reports
		<ul style="list-style-type: none"> • IRO Update – Interim Report and Annual report • New Member Induction - verbal 	

Corporate Parenting Board –2019-20 Provisional Dates

- Tuesday 4 June 2019
- Tuesday 3 September 2019
- Tuesday 26 November 2019
- Tuesday 11 February 2020
- Tuesday 28 April 2020

This page is intentionally left blank